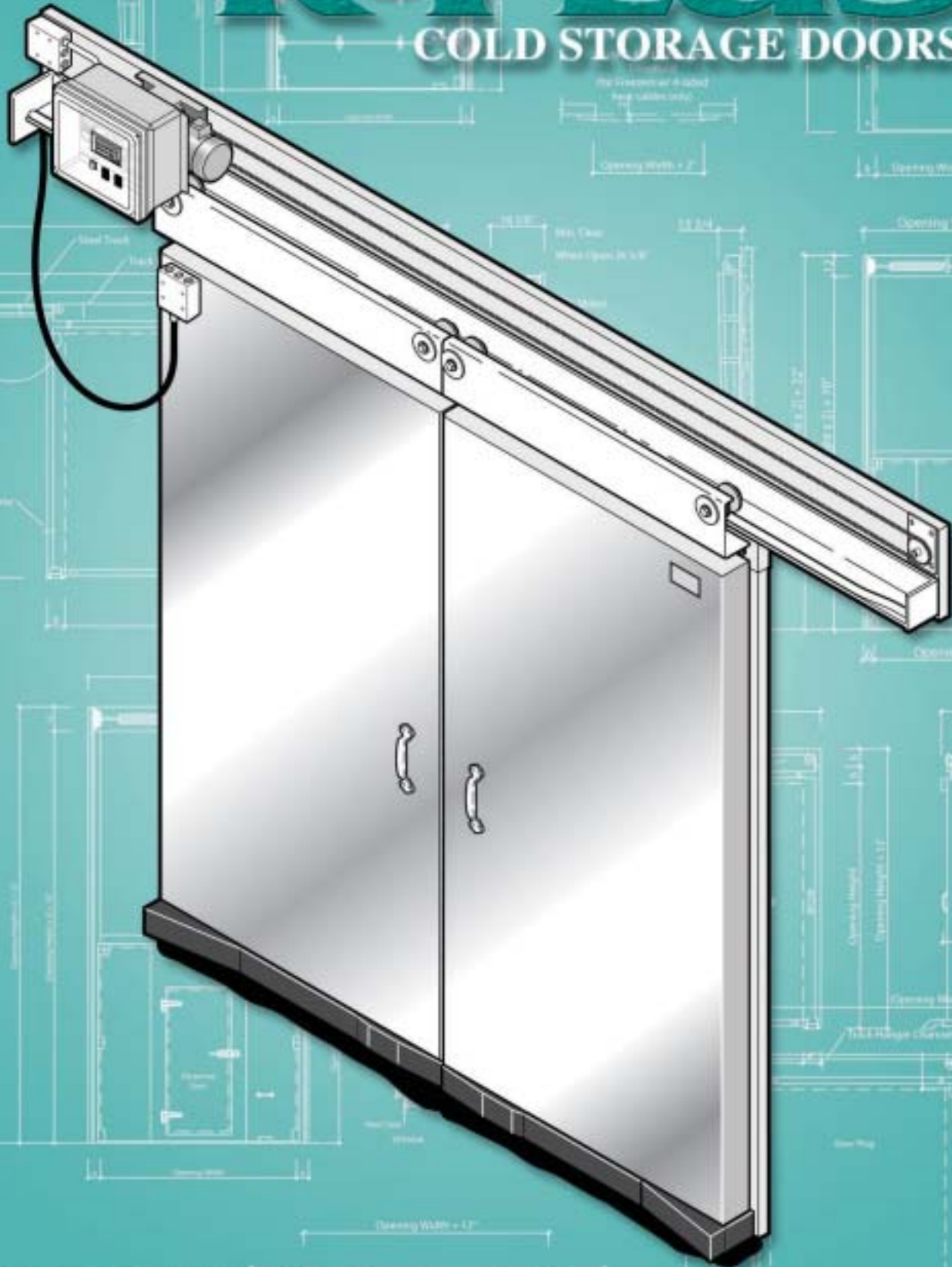


R-PLUS

Plan View

COLD STORAGE DOORS



Revolutionary
People... Ideas... Products... **Performance**

Plan View

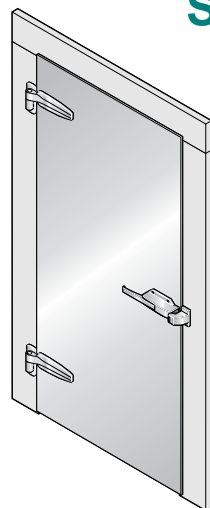
R-PLUS ... Engineered for Value, Quality, Efficiency and Performance.

R-Plus Cold Storage Doors are built with a design that balances durability, economy and appearance. The ultimate insulated cold storage door is perfect for cold storage walk-ins, warehouses, processing plants and distribution facilities. You can depend on R-Plus for a quality design that guarantees ease of installation and years of trouble free operation.

The best doors on the market are R-Plus cold storage doors. Panels are foamed in place polyurethane for the highest insulating values in the industry. Rigidized panels insure optimal strength and good looks. Neoprene bulb-type seals are easy to replace and come heated for freezer applications. Larger doors are built in sections and cam-locked together on site. In the event of damage, individual sections can be replaced to minimize repair costs.

Highly customized doors are built to almost any specification. R-Plus doors are available in either manual or electrically operated models. We feature a standard 3/4 hp, NEMA 4, digitally controlled system with soft start / soft stop capabilities. Typical applications include controlled atmosphere, pharmaceutical, laboratory and severe environments.

Swing Doors

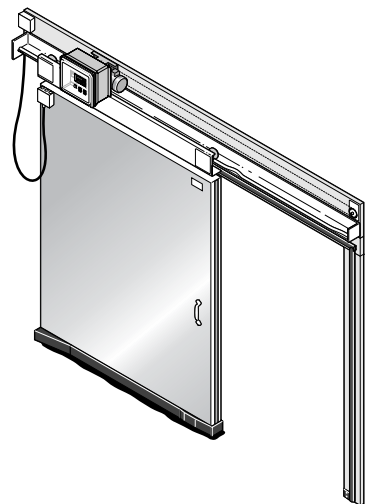


R-Plus swing doors for new construction, retrofit and remodel applications. Models are compatible with all manufacturers of cold storage systems.

- ◆ Infit
- ◆ Flush
- ◆ Double swing
- ◆ Reach-in

Cooler and freezer configurations are available with a variety of frame options. Used in restaurants, grocery stores, processing plants, convenience stores and kitchens.

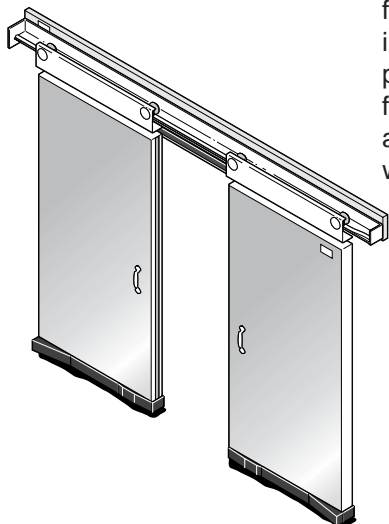
Single Sliding Doors



Standard single sliding doors are available in sizes up to 12 ft. tall by 12 ft. wide. Please consult factory for larger sizes. Common applications include medium density walk-through traffic and pallet jack or lift truck traffic.

- ◆ Manual or electrically powered models are available with your choice of right or left slide operation.
- ◆ Header and side frames are easily installed and include easily replaceable gaskets.
- ◆ Overhead track features a horizontal travel designed to force the door tight against the gaskets for an air tight seal.

Bi-Part Sliding Doors

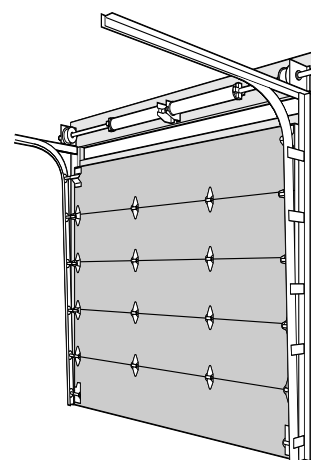


Standard bi-parting doors are available in sizes up to 12 ft. tall by 12 ft. wide. Please consult factory for larger sizes. Typical applications include high traffic environments in processing plants, busy interior doorways in cold storage facilities, exterior docks with heavy lift truck activity and areas where pallet jack or walk-through traffic exists.

- ◆ Powered doors feature high-speed parting action. Manual doors can be parted in any order to allow easy personnel pass through.
- ◆ True horizontal track with lubricated rollers ensures doors slide easily.
- ◆ Heavy duty track, rollers and hanger bar are available on large doorway installations.

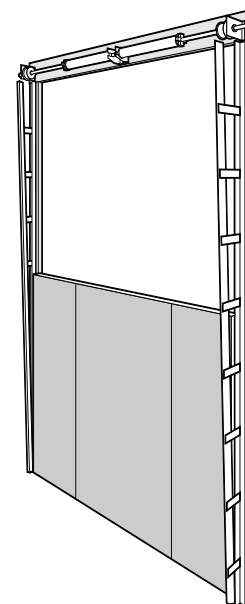
Standard or High Lift Doors

Standard or high lift doors can be specified for openings up to 12 ft. tall by 12 ft. wide. Please consult factory for larger sizes. Seals between sectional panels provide the same insulating characteristics as solid doors. For use on loading docks, aisleways, obstructed areas or wherever directional slide clearance and ceiling height is limited.



- ◆ Heavy duty galvanized steel track is pre-mounted to the side frames for easy installation.
- ◆ Doors use a heavy duty torsion spring counterbalance lifting system, rated for 20,000 cycles, to ensure easy opening and closing. Longer life springs are optional.
- ◆ Standard powered models feature two pull cord switches and a pneumatic safety edge on the bottom.
- ◆ Freezer models include heat cables between all outer edges and between sections.

Full Lift Doors



Full lift doors can be specified for openings up to 12 ft. tall by 12 ft. wide. Please consult factory for larger sizes. Door consists of a single rigid panel for use in similar applications as the standard or high lift doors where ceiling clearances permit a vertical track. A torsion spring lift system is used with manual and electrically operated models to ensure easy opening and closing. A pneumatic safety edge is provided on powered doors. Freezer models include a heat cable around the full perimeter of the door panel.

Galvanized track and support structure are pre-mounted to side frames. The single door panel is bonded construction using the R-Plus foamed in place technique with Class 1 CFC free polyurethane.

Metal Finishes

Inside and outside of panels may be ordered in different finishes. Available finishes include:

- ◆ Galvanized or white enamel steel (stucco, 26ga. or smooth, 24ga.)
- ◆ Stainless steel, 22ga.
- ◆ Sandstone, 26ga.
- ◆ Aluminum, .040

Options

- ◆ Return jambs
- ◆ Mirror image frame
- ◆ Locking provision with inside safety release
- ◆ Tamper proof fasteners
- ◆ Panic bar exit (Swing Doors)
- ◆ Locking bars (Swing Doors)
- ◆ Cylinder locks (Swing Doors)
- ◆ Triple pane windows, heated or non-heated
- ◆ Hood for track
- ◆ Kick plates – 16 gauge galvanized, 18 gauge stainless and diamond plate aluminum
- ◆ Meat rail track port
- ◆ Variable length cables for remote location of control panel
- ◆ Heated control panel for doors mounted on interior of freezers
- ◆ Remote control
- ◆ Extra push button or pull cords
- ◆ Photo-eye control
- ◆ Loop detectors
- ◆ Self-closing hardware (Swing Doors)
- ◆ **Corrosion resistant package** – all stainless steel components and powder coated hardware
- ◆ **Power wash down** – stainless steel finish, NEMA 4X control box and electrical components, IP 66 rated mechanical components



R-PLUS

COLD STORAGE DOORS

Our Mission Statement

Our mission is to provide superior solutions for cold storage door applications worldwide.

We will do this by:

- ◆ Being a leader in innovative technologies
- ◆ Providing outstanding value, quality and performance
- ◆ Ensuring it is easy to do business with our organization
- ◆ Pursuing the total satisfaction of our customers

Warranty

R-Plus Cold Storage Doors are backed by a five-year panel warranty and a two-year warranty on all other parts against defects in material and workmanship. This warranty is limited to replacement (FOB Imperial) of malfunctioning parts and does not include damage resulting from accident or malicious misuse. This warranty further applies only when recommended materials and configurations are used and components are installed in accordance with R-Plus installation instructions.

In line with our commitment to improvement and engineering development, we reserve the right to change specifications or details without notice or obligation.

For specifications, detailed catalog or other information, please call, write or fax.



Copyright © 2003 Imperial Manufacturing, Inc. All Rights Reserved.

2271 NE 194th, Portland, Oregon 97230 USA
Phone: (503) 665-5539
Fax: (503) 665-2929
Toll free: 1 (800) 238-4093
www.RPlusDoors.com